

**Southeast Bank Limited and its Subsidiaries**  
**Consolidated Balance Sheet**  
As at 30 September 2022

Provisional and unaudited

	Sep 2022	Dec 2021
Note	Taka	Taka
<b>PROPERTY AND ASSETS</b>		
<b>Cash</b>		
In hand (including foreign currencies)	4,484,946,772	4,113,644,666
Balance with Bangladesh Bank and its agent banks (including foreign currencies)	15,232,150,787	12,304,892,340
	19,717,097,559	16,418,537,006
<b>Balance with other banks and financial institutions</b>		
In Bangladesh	3,062,097,901	2,235,390,911
Outside Bangladesh	3,420,152,258	2,157,671,735
	6,482,250,159	4,393,062,646
<b>Money at call and on short notice</b>	9,756,300,000	8,530,100,000
<b>Investments</b>		
Government	94,335,118,766	98,940,999,803
Others	14,590,787,704	14,511,581,006
	108,925,906,470	113,452,580,809
<b>Loans and advances/investments</b>		
Loans, cash credit, overdrafts etc./investments	337,503,976,997	324,324,465,098
Bills purchased and discounted	11,704,498,064	12,004,908,941
	349,208,475,061	336,329,374,039
<b>Fixed assets including premises, furniture and fixtures</b>	10,265,828,977	10,130,421,123
<b>Other assets</b>	6,670,408,223	6,587,883,942
<b>Non-banking assets</b>	-	-
<b>Total assets</b>	511,026,266,449	495,841,959,565
<b>LIABILITIES AND CAPITAL</b>		
<b>Liabilities</b>		
<b>Borrowings from other banks, financial institutions and agents</b>		
Subordinated bond	15,000,000,000	11,000,000,000
Other borrowings	17,447,195,539	26,936,484,757
	32,447,195,539	37,936,484,757
<b>Deposits and other accounts</b>		
Current/AI-wadeeah current accounts and other accounts	88,269,315,004	76,810,506,766
Bills payable	3,418,092,825	3,266,999,314
Savings bank/Mudaraba savings bank deposits	46,280,228,455	43,073,012,405
Fixed deposits/Mudaraba fixed deposits	248,623,168,085	253,550,247,155
	386,590,804,369	376,700,765,640
<b>Other liabilities</b>	59,511,820,948	51,206,997,399
<b>Total liabilities</b>	478,549,820,856	465,844,247,796
<b>Capital/shareholders' equity</b>		
Paid up capital	12,364,981,410	11,889,405,210
Statutory reserve	12,364,981,410	11,889,405,210
Revaluation reserve	4,306,068,002	4,334,027,577
Other reserve	247,650,000	247,650,000
Foreign currency translation reserve	(3,913,717)	(9,717,597)
Retained earnings	3,186,060,674	1,636,562,805
<b>Total shareholders' equity</b>	32,465,827,779	29,987,333,205
<b>Non-controlling interest</b>	10,617,814	10,378,564
<b>Total liabilities and shareholders' equity</b>	511,026,266,449	495,841,959,565
<b>OFF-BALANCE SHEET ITEMS</b>		
<b>Contingent liabilities</b>		
Acceptances and endorsements	81,903,155,302	79,185,082,988
Letters of guarantee	20,349,599,875	16,370,493,886
Irrevocable letters of credit	45,554,448,071	52,960,352,978
Bills for collection	48,894,426,620	41,371,426,945
Other contingent liabilities	1,868,664,000	1,869,264,000
<b>Total contingent liabilities</b>	198,570,293,868	191,756,620,797
<b>Other commitments</b>		
Documentary credits and short term trade-related transactions	-	-
Forward assets purchased and forward deposits placed	-	-
Undrawn note issuance and revolving underwriting facilities	-	-
Undrawn formal standby facilities, credit lines and other commitments	-	-
<b>Total other commitments</b>	-	-
<b>Total off-balance sheet items including contingent liabilities</b>	198,570,293,868	191,756,620,797

Chairman

Director

Managing Director

Chief Financial Officer

Company Secretary

**Southeast Bank Limited and its Subsidiaries**


**Consolidated Profit and Loss Account**

For the period ended 30 September 2022

Provisional and unaudited

	Jan 01 2022 to Sep 30 2022	Jan 01, 2021 to Sep 30, 2021	July 01, 2022 to Sep 30, 2022	July 01, 2021 to Sep 30, 2021
Note	Taka	Taka	Taka	Taka
Interest income/profit on investments	15,321,067,296	13,946,774,585	5,165,042,464	3,899,700,344
Interest paid/profit shared on deposits and borrowings etc.	(12,693,885,498)	(11,985,631,761)	(4,442,270,794)	(3,857,736,916)
<b>Net interest income/net profit on investments</b>	<b>2,627,181,798</b>	<b>1,961,142,824</b>	<b>722,771,670</b>	<b>41,963,428</b>
Investment income	4,897,524,488	4,764,061,040	1,703,841,611	1,586,853,146
Commission, exchange and brokerage	5,168,883,532	2,712,071,943	2,031,337,909	936,704,696
Other operating income	753,463,443	794,368,108	213,790,391	226,955,538
<b>Total operating income (A)</b>	<b>10,819,871,463</b>	<b>8,270,501,091</b>	<b>3,948,969,911</b>	<b>2,750,513,380</b>
	<b>13,447,053,261</b>	<b>10,231,643,915</b>	<b>4,671,741,581</b>	<b>2,792,476,808</b>
Salaries and allowances	1,840,109,708	1,533,211,392	688,658,436	558,052,947
Rent, taxes, insurance, electricity, etc.	789,989,026	654,958,188	304,521,067	228,855,910
Legal expenses	310,000	543,340	20,100	281,115
Postage, stamp, telecommunication, etc.	156,214,329	133,104,416	58,060,534	48,918,466
Stationery, printing, advertisements, etc.	237,153,921	120,038,694	92,136,912	45,417,864
Managing Director's salary and fees	8,756,500	7,721,500	2,685,500	2,685,500
Directors' fees	3,083,763	2,159,903	1,137,884	607,903
Auditors' fees	750,000	750,000	250,000	250,000
Depreciation and repair	765,738,218	674,142,351	250,813,263	237,973,408
Other expenses	1,184,633,997	1,025,832,598	446,869,628	398,775,455
<b>Total operating expenses (B)</b>	<b>4,986,739,462</b>	<b>4,152,462,382</b>	<b>1,845,153,324</b>	<b>1,521,818,568</b>
<b>Profit before provision (C=A-B)</b>	<b>8,460,313,799</b>	<b>6,079,181,533</b>	<b>2,826,588,257</b>	<b>1,270,658,240</b>
Provision for loans and advances/investments				
General provision	1,969,489,893	(205,097,855)	1,364,916,473	23,100,000
Specific provision	(89,395,249)	928,910,888	(83,413,748)	222,689,451
	<b>1,880,094,644</b>	<b>723,813,033</b>	<b>1,281,502,725</b>	<b>245,789,451</b>
Provision for diminution in value of investments	850,000,000	18,314,855	250,000,000	-
Other provisions	174,704,347	636,763,214	(91,755,323)	351,301,195
<b>Total provision (D)</b>	<b>2,904,798,991</b>	<b>1,378,891,102</b>	<b>1,439,747,402</b>	<b>597,090,646</b>
<b>Total profit before taxation (E=C-D)</b>	<b>5,555,514,808</b>	<b>4,700,290,431</b>	<b>1,386,840,855</b>	<b>673,567,594</b>
Provision for taxation				
Current	2,147,386,849	960,769,093	1,028,917,518	11,739,970
Deferred	(31,094,172)	22,254,824	(34,170,614)	(17,004,656)
	<b>2,116,292,677</b>	<b>983,023,917</b>	<b>994,746,904</b>	<b>(5,264,686)</b>
<b>Net profit after taxation</b>	<b>3,439,222,131</b>	<b>3,717,266,514</b>	<b>392,093,951</b>	<b>678,832,280</b>
<b>Net profit after taxation attributable to:</b>				
Equity holders' of the Bank	3,438,982,880	3,716,992,142	391,965,443	678,746,791
Non-controlling interest	239,251	274,372	128,508	85,489
<b>Net profit after taxation</b>	<b>3,439,222,131</b>	<b>3,717,266,514</b>	<b>392,093,951</b>	<b>678,832,280</b>
<b>Appropriations</b>				
Statutory reserve	475,576,200	308,926,282	475,576,200	-
Start-up fund	32,405,493	-	3,032,915	-
	<b>507,981,693</b>	<b>308,926,282</b>	<b>478,609,115</b>	<b>-</b>
<b>Retained surplus during the period</b>	<b>2,931,240,438</b>	<b>3,408,340,232</b>	<b>(86,515,164)</b>	<b>678,832,280</b>
<b>Earnings per share (par value Taka 10)</b>	<b>2.78</b>	<b>3.01</b>	<b>0.32</b>	<b>0.55</b>

  
Chairman

  
Director

  
Managing Director

  
Chief Financial Officer

  
Company Secretary

**Southeast Bank Limited and its Subsidiaries**

**Consolidated Cash Flow Statement  
For the period ended 30 September 2022**

Provisional and unaudited

	Jan 01 2022 to Sep 30 2022 Taka	Jan 01, 2021 to Sep 30, 2021 Taka
<b>A. Cash flows from operating activities:</b>		
Interest receipts in cash	18,218,164,579	19,021,998,323
Interest payments	(12,103,517,093)	(11,700,171,384)
Dividend receipts	140,834,542	78,166,118
Fees and commission receipts in cash	5,168,883,532	2,712,071,943
Recoveries on loans previously written-off	306,754,582	339,276,512
Cash payments to employees	(1,848,866,208)	(1,540,932,892)
Cash payments to suppliers	(267,126,937)	(123,218,928)
Income taxes paid	(1,341,741,003)	(1,087,419,117)
Receipts from other operating activities	2,451,213,023	1,478,379,122
Payments for other operating activities	(2,202,147,110)	(1,917,331,449)
<b>Operating profit before changes in operating assets and liabilities (i)</b>	<b>8,522,451,907</b>	<b>7,260,818,248</b>
<b>Increase (decrease) in operating assets and liabilities</b>		
Sale of trading securities	2,056,794,996	1,481,346,986
Purchase of trading securities	(1,977,588,299)	(1,662,241,900)
Loans and advances to customers	(12,879,101,022)	(9,151,353,376)
Other assets	128,029,989	(213,328,411)
Deposits from other banks	(9,489,289,218)	10,235,348,699
Deposits from customers	9,283,339,734	9,977,642,269
Other liabilities	4,988,222,505	3,169,213,708
<b>Cash generated from (used in) operating assets and liabilities (ii)</b>	<b>(7,889,591,315)</b>	<b>13,836,627,975</b>
<b>Net cash flows from operating activities (a=i+ii)</b>	<b>632,860,592</b>	<b>21,097,446,223</b>
<b>B. Cash flows from investing activities:</b>		
Proceeds from sale of securities	96,044,261,835	27,235,076,675
Payments for purchase of securities	(96,599,154,501)	(47,469,220,055)
Purchase of fixed assets	(596,965,071)	(468,493,020)
Sale proceeds of fixed assets	604,320	70,121,786
<b>Cash generated from (used in) investing activities (b)</b>	<b>(1,151,253,416)</b>	<b>(20,632,514,614)</b>
<b>C. Cash flows from financing activities:</b>		
Receipts from issue of loan capital & debt security	5,000,000,000	-
Payments for redemption of loan capital & debt security	(1,000,000,000)	(1,000,000,000)
Dividends paid	(951,152,417)	(1,188,940,521)
Payment against lease obligation	(166,721,510)	(157,205,249)
<b>Cash generated from (used in) financing activities (c)</b>	<b>2,882,126,073</b>	<b>(2,346,145,770)</b>
<b>D. Net increase (decrease) in cash and cash equivalents (a+b+c)</b>	<b>2,363,733,249</b>	<b>(1,881,214,161)</b>
<b>E. Effects of exchange rate changes on cash and cash equivalents</b>	<b>49,226,446</b>	<b>(3,030,457)</b>
<b>F. Cash and cash equivalents at beginning of the year</b>	<b>42,531,539,873</b>	<b>44,563,332,749</b>
<b>G. Cash and cash equivalents at end of the period (D+E+F)</b>	<b>44,944,499,568</b>	<b>42,679,088,130</b>
<b>Cash and cash equivalents at end of the year represents</b>		
Cash in hand (including foreign currencies)	4,484,946,772	4,122,237,604
Balance with Bangladesh Bank and its agent banks (including foreign currencies)	15,232,150,787	16,881,372,346
Balance with other banks and financial institutions	6,482,250,159	4,316,185,892
Money at call and on short notice	9,756,300,000	6,446,700,000
Treasury bills	8,981,432,850	10,906,055,988
Prize bond	7,419,000	6,536,300
	<b>44,944,499,568</b>	<b>42,679,088,130</b>

**Southeast Bank Limited and its Subsidiaries**  
**Consolidated Statement of Changes in Equity**  
For the period ended 30 September 2022

Provisional and unaudited

Particulars	Paid up capital	Statutory reserve	Revaluation reserve	Other reserves	Translation reserve	Retained earnings	Total	Non-controlling interest	Total equity of the Group
	Taka	Taka	Taka	Taka	Taka	Taka	Taka	Taka	Taka
<b>Balance as at 1 January 2022</b>	11,889,405,210	11,889,405,210	4,334,027,577	247,650,000	(9,717,597)	1,636,562,805	29,987,333,205	10,378,564	29,997,711,769
Changes in accounting policy/ Prior year adjustments	-	-	-	-	-	-	-	-	-
<b>Restated balance</b>	<b>11,889,405,210</b>	<b>11,889,405,210</b>	<b>4,334,027,577</b>	<b>247,650,000</b>	<b>(9,717,597)</b>	<b>1,636,562,805</b>	<b>29,987,333,205</b>	<b>10,378,564</b>	<b>29,997,711,769</b>
Surplus/deficit on account of revaluation of properties	-	-	-	-	-	-	-	-	-
Revaluation reserved transfer due to disposal of fixed assets	-	-	-	-	-	-	(27,959,575)	-	(27,959,575)
Surplus/deficit on account of revaluation of investments	-	-	(27,959,575)	-	-	45,225,299	51,029,179	-	51,029,179
Current translation differences	-	-	-	-	5,803,880	-	-	-	-
<b>Net gains and losses not recognized in the income statement</b>	<b>-</b>	<b>-</b>	<b>(27,959,575)</b>	<b>-</b>	<b>5,803,880</b>	<b>45,225,299</b>	<b>23,069,604</b>	<b>-</b>	<b>23,069,604</b>
Net profit for the period	-	-	-	-	-	3,438,982,880	3,438,982,880	239,251	3,439,222,131
Cash dividend transfer to Dividend payable account	-	-	-	-	-	(951,152,417)	(951,152,417)	-	(951,152,417)
Issue of share capital/ Bonus share	475,576,200	-	-	-	-	(475,576,200)	-	-	-
Appropriation made during the period	-	-	-	-	-	(475,576,200)	-	-	-
Statutory reserve	-	475,576,200	-	-	-	(32,405,493)	(32,405,493)	-	(32,405,493)
Start-up fund	-	-	-	-	-	-	-	-	-
<b>Balance as at 30 Sept 2022</b>	<b>12,364,981,410</b>	<b>12,364,981,410</b>	<b>4,306,068,002</b>	<b>247,650,000</b>	<b>(3,913,717)</b>	<b>3,186,060,674</b>	<b>32,465,821,779</b>	<b>10,617,814</b>	<b>32,476,445,593</b>
<b>Balance as at 30 Sept 2021</b>	<b>11,889,405,210</b>	<b>11,889,405,210</b>	<b>4,920,620,084</b>	<b>247,650,000</b>	<b>(7,240,994)</b>	<b>3,584,053,421</b>	<b>32,524,092,930</b>	<b>10,475,884</b>	<b>32,534,568,815</b>

**Southeast Bank Limited**  
**Balance Sheet**  
As at 30 September 2022

**PROPERTY AND ASSETS**

**Cash**

In hand (including foreign currencies)

Balance with Bangladesh Bank and its agent banks  
(including foreign currencies)

**Balance with other banks and financial institutions**

In Bangladesh

Outside Bangladesh

**Money at call and on short notice**

**Investments**

Government

Others

**Loans and advances/investments**

Loans, cash credit, overdrafts etc./investments

Bills purchased and discounted

**Fixed assets including premises, furniture and fixtures**

Other assets

Non - banking assets

**Total assets**

**LIABILITIES AND CAPITAL**

**Liabilities**

Borrowings from other banks, financial institutions and agents

Subordinated bond

Other borrowings

**Deposits and other accounts**

Current/Al-wadeah current accounts and other accounts

Bills payable

Savings bank/Mudaraba savings bank deposits

Fixed deposits/Mudaraba fixed deposits

**Other liabilities**

**Total liabilities**

**Capital/shareholders' equity**

Paid up capital

Statutory reserve

Revaluation reserve

Other reserve

Retained earnings

**Total shareholders' equity**

**Total liabilities and shareholders' equity**

**OFF-BALANCE SHEET ITEMS**

**Contingent liabilities**

Acceptances and endorsements

Letters of guarantee

Irrevocable letters of credit

Bills for collection

Other contingent liabilities

**Total contingent liabilities**

**Other commitments**

Documentary credits and short term trade-related transactions

Forward assets purchased and forward deposits placed


Undrawn note issuance and revolving underwriting facilities


Undrawn formal standby facilities, credit lines and other commitments

**Total other commitments**

**Total off-balance sheet items including contingent liabilities**


Note	Provisional and unaudited	
	Sep 2022	Dec 2021
	Taka	Taka
	4,481,837,723	4,113,542,541
	15,232,150,787	12,304,892,340
	19,713,988,510	16,418,434,881
	3,062,097,901	2,235,390,911
	3,358,356,796	2,036,698,818
	6,420,454,697	4,272,089,729
	9,756,300,000	8,530,100,000
	94,335,118,766	98,940,999,803
	11,557,887,775	11,253,183,945
	105,893,006,541	110,194,183,748
2	334,512,425,219	321,499,823,400
	11,704,498,064	12,004,908,941
	346,216,923,283	333,504,732,341
	9,789,902,724	9,631,935,472
	11,970,266,564	11,936,884,937
	509,760,842,319	494,488,361,108
	15,000,000,000	11,000,000,000
	17,173,206,636	26,576,484,757
	32,173,206,636	37,576,484,757
3	88,202,106,746	76,727,967,216
	3,418,092,825	3,266,999,314
	46,280,228,455	43,073,012,405
	248,693,168,085	253,610,247,155
	386,593,596,111	376,678,226,890
	58,925,304,044	50,437,369,154
	477,692,106,791	464,692,080,001
4	12,364,981,410	11,889,405,210
	12,364,981,410	11,889,405,210
	4,306,068,002	4,334,027,577
	247,650,000	247,650,000
	2,785,054,706	1,435,793,110
	32,068,735,528	29,796,281,107
	509,760,842,319	494,488,361,108
	81,903,155,302	79,185,082,988
	20,349,599,875	16,370,493,886
	45,554,448,071	52,960,352,978
	48,894,426,620	41,371,426,945
	1,868,664,000	1,869,264,000
	198,570,293,868	191,756,620,797
	-	-
	-	-
	-	-
	-	-
	-	-
	198,570,293,868	191,756,620,797

  
Chairman

  
Director

  
Managing Director

  
Chief Financial Officer

  
Company Secretary

**Southeast Bank Limited**  
**Profit and Loss Account**  
For the period ended 30 September 2022

Note	Provisional and unaudited			
	Jan 01 2022 to Sep 30 2022	Jan 01, 2021 to Sep 30, 2021	July 01, 2022 to Sep 30, 2022	July 01, 2021 to Sep 30, 2021
	Taka	Taka	Taka	Taka
Interest income/profit on investments	15,212,154,215	13,919,214,458	5,120,337,561	3,888,181,412
Interest paid/profit shared on deposits and borrowings etc.	(12,689,848,348)	(12,002,196,437)	(4,439,434,385)	(3,861,371,360)
Net interest income/net profit on investments	2,522,305,867	1,917,018,021	680,903,176	26,810,052
Investment income	4,686,101,490	4,624,117,765	1,640,122,085	1,544,230,860
Commission, exchange and brokerage	5,054,497,981	2,646,493,541	1,997,214,534	917,279,321
Other operating income	688,329,589	755,081,443	192,698,818	211,592,622
<b>Total operating income (A)</b>	<b>10,428,929,060</b>	<b>8,025,692,749</b>	<b>3,830,035,437</b>	<b>2,673,102,803</b>
	<b>12,951,234,927</b>	<b>9,942,710,770</b>	<b>4,510,938,613</b>	<b>2,699,912,855</b>
Salaries and allowances	1,806,916,893	1,507,399,363	678,132,270	548,244,340
Rent, taxes, insurance, electricity, etc.	783,602,795	650,250,538	302,160,462	229,334,129
Legal expenses	310,000	543,340	20,100	281,115
Postage, stamp, telecommunication, etc.	155,784,469	132,702,757	57,895,873	48,794,651
Stationery, printing, advertisements, etc.	235,698,519	118,783,001	91,609,411	45,068,326
Managing Director's salary and fees	8,756,500	7,721,500	2,685,500	2,685,500
Directors' fees	2,987,763	1,999,903	1,137,884	575,903
Auditors' fees	750,000	750,000	250,000	250,000
Depreciation and repair of bank's assets	733,318,770	652,943,142	239,681,309	230,364,958
Other expenses	1,146,970,194	1,002,484,710	431,730,039	390,113,226
<b>Total operating expenses (B)</b>	<b>4,875,095,903</b>	<b>4,075,578,254</b>	<b>1,805,302,848</b>	<b>1,495,712,148</b>
<b>Profit before provision (C=A-B)</b>	<b>8,076,139,024</b>	<b>5,867,132,516</b>	<b>2,705,635,765</b>	<b>1,204,200,707</b>
Provision for loans and advances/investments				
General provision	1,969,489,893	(205,097,855)	1,364,916,473	23,100,000
Specific provision	(89,395,249)	928,910,888	(83,413,748)	222,689,451
	<b>1,880,094,644</b>	<b>723,813,033</b>	<b>1,281,502,725</b>	<b>245,789,451</b>
Provision for diminution in value of investments	850,000,000	18,314,855	250,000,000	-
Other provisions	56,589,212	636,763,214	(98,064,288)	351,301,195
<b>Total provision (D)</b>	<b>2,786,683,856</b>	<b>1,378,891,102</b>	<b>1,433,438,437</b>	<b>597,090,646</b>
<b>Total profit before taxation (C-D)</b>	<b>5,289,455,168</b>	<b>4,488,241,414</b>	<b>1,272,197,328</b>	<b>607,110,061</b>
Provision for taxation				
Current	2,080,000,000	927,745,176	1,003,076,442	(554,824)
Deferred	(31,094,172)	22,254,824	(34,170,614)	(17,004,656)
	<b>2,048,905,828</b>	<b>950,000,000</b>	<b>968,905,828</b>	<b>(17,559,480)</b>
<b>Net profit after taxation</b>	<b>3,240,549,340</b>	<b>3,538,241,414</b>	<b>303,291,500</b>	<b>624,669,541</b>
Appropriations				
Statutory reserve	475,576,200	308,926,282	475,576,200	-
Start-up fund	32,405,493	-	3,032,915	-
	<b>507,981,693</b>	<b>308,926,282</b>	<b>478,609,115</b>	<b>-</b>
<b>Retained surplus during the period</b>	<b>2,732,567,647</b>	<b>3,229,315,132</b>	<b>(175,317,615)</b>	<b>624,669,541</b>
<b>Earnings per share (par value Taka 10)</b>	<b>2.62</b>	<b>2.86</b>	<b>0.25</b>	<b>0.51</b>

Chairman

Director

Managing Director

Chief Financial Officer

Company Secretary

**Southeast Bank Limited**  
**Cash Flow Statement**  
For the period ended 30 September 2022

Provisional and unaudited

	Jan 01 2022 to Sep 30 2022	Jan 01, 2021 to Sep 30, 2021
	<u>Taka</u>	<u>Taka</u>
<b>A. Cash flows from operating activities:</b>		
Interest receipts in cash	18,109,251,498	18,994,438,196
Interest payment	(10,542,917,799)	(11,596,831,743)
Dividend receipts	71,209,411	48,881,807
Fees and commission receipts in cash	5,054,497,981	2,646,493,541
Recoveries on Loans previously written-off	306,754,582	339,276,512
Cash payments to employees	(1,815,673,393)	(1,515,120,863)
Cash payments to suppliers	(265,671,535)	(123,820,238)
Income taxes paid	(1,359,596,708)	(1,101,576,763)
Receipts from other operating activities	2,386,079,169	1,439,092,456
Payments for other operating activities	(2,179,246,956)	(1,898,944,147)
<b>Operating profit before changes in operating assets and liabilities (i)</b>	<b>9,764,686,249</b>	<b>7,231,888,758</b>
<b>Increase (decrease) in operating assets and liabilities</b>		
Sale of trading securities	2,056,794,996	1,481,346,986
Purchase of trading securities	(1,671,491,167)	(1,573,761,900)
Loans and advances to customers	(12,712,190,942)	(8,678,269,277)
Other assets	208,756,917	(322,462,567)
Deposits from other banks	(9,403,278,121)	10,235,348,699
Deposits from customers	9,308,671,026	9,586,212,453
Other liabilities	3,132,550,286	3,132,201,903
<b>Cash generated from (used in) operating assets and liabilities (ii)</b>	<b>(9,080,187,005)</b>	<b>13,860,616,297</b>
<b>Net cash flows from operating activities (a=i+ii)</b>	<b>684,499,244</b>	<b>21,092,505,055</b>
<b>B. Cash flows from investing activities:</b>		
Proceeds from sale of securities	96,044,261,835	27,235,076,675
Payments for purchase of securities	(96,599,154,501)	(47,469,220,055)
Purchase of fixed assets	(586,629,312)	(460,186,826)
Sale proceeds of fixed assets	604,320	70,121,786
<b>Cash generated from (used in) investing activities (b)</b>	<b>(1,140,917,657)</b>	<b>(20,624,208,420)</b>
<b>C. Cash flows from financing activities:</b>		
Receipts from issue of loan capital & debt security	5,000,000,000	-
Payments for redemption of loan capital & debt security	(1,000,000,000)	(1,000,000,000)
Dividends paid	(951,152,417)	(1,188,940,521)
Payment against lease obligation	(166,721,510)	(157,205,249)
<b>Cash generated from (used in) financing activities (c)</b>	<b>2,882,126,073</b>	<b>(2,346,145,770)</b>
<b>D. Net increase (decrease) in cash and cash equivalents (a+b+c)</b>	<b>2,425,707,660</b>	<b>(1,877,849,135)</b>
<b>E. Effects of exchange rate changes on cash and cash equivalents</b>	<b>43,422,566</b>	<b>2,291,435</b>
<b>F. Cash and cash equivalents at beginning of the year</b>	<b>42,410,464,831</b>	<b>44,439,807,902</b>
<b>G. Cash and cash equivalents at end of the period (D+E+F)</b>	<b>44,879,595,057</b>	<b>42,564,250,202</b>
<b>Cash and cash equivalents at end of the period represents</b>		
Cash in hand (including foreign currencies)	4,481,837,723	4,121,653,507
Balance with Bangladesh Bank and its agent banks (including foreign currencies)	15,232,150,787	16,881,372,346
Balance with other banks and financial institutions	6,420,454,697	4,201,932,061
Money at call and on short notice	9,756,300,000	6,446,700,000
Treasury bills	8,981,432,850	10,906,055,988
Prize bond	7,419,000	6,536,300
	<b>44,879,595,057</b>	<b>42,564,250,202</b>

**Southeast Bank Limited**  
**Statement of Changes in Equity**  
For the period ended 30 September 2022

Provisional and unaudited

Particulars	Paid up capital	Statutory reserve	Revaluation reserve	Other reserves	Retained earnings	Total
	Taka	Taka	Taka	Taka	Taka	Taka
Balance as at 1 January 2022	11,889,405,210	11,889,405,210	4,334,027,577	247,650,000	1,435,793,110	29,796,281,107
Changes in accounting policy/ prior year adjustments	-	-	-	-	-	-
Restated balance	11,889,405,210	11,889,405,210	4,334,027,577	247,650,000	1,435,793,110	29,796,281,107
Surplus/deficit on account of revaluation of properties	-	-	-	-	-	-
Revaluation reserved transfer due to disposal of fixed assets	-	-	-	-	-	-
Surplus/deficit on account of revaluation of investments	-	-	(27,959,575)	-	-	(27,959,575)
Currency translation differences	-	-	-	-	43,422,566	43,422,566
Net gains and losses not recognized in the income statement	-	-	(27,959,575)	-	43,422,566	15,462,991
Net profit for the period	-	-	-	-	3,240,549,340	3,240,549,340
Cash dividend transfer to Dividend payable account	-	-	-	-	(951,152,417)	(951,152,417)
Issue of share capital/ Bonus share	475,576,200	-	-	-	(475,576,200)	-
Appropriation made during the period	-	475,576,200	-	-	(475,576,200)	-
Statutory reserve	-	-	-	-	(32,405,493)	(32,405,493)
Start-up fund	-	-	-	-	-	-
Balance as at 30 Sept 2022	12,364,981,410	12,364,981,410	4,306,068,002	247,650,000	2,785,054,706	32,068,735,528
Balance as at 30 Sept 2021	11,889,405,210	11,889,405,210	4,920,820,084	247,650,000	3,276,035,546	32,223,316,050



**Southeast Bank Limited and its subsidiaries**  
**Notes to the Financial Statements**  
**As at and for the period ended 30 September 2022**

**Corporate profile and significant Accounting policies**

**1. Reporting entity**

Southeast Bank Limited (the “Bank”) is a scheduled commercial bank in the private sector established under the Bank Companies Act, 1991 and incorporated in Bangladesh on March 12, 1995 as a public limited company to carry out banking business in Bangladesh. The registered office of the Bank is located at Eunoos Trade Centre 52-53, Dilkusha Commercial Area (Level 2,3 & 16), Dhaka-1000. The consolidated financial statements of the Bank as at and for the period ended on September 30, 2022 comprise the Bank and its subsidiaries (together referred to as the “Group” and individually as “Group entities”).

**1.1 Change of accounting policy**

Accounting policies in these financial statements are same as those applied in its last annual financial statements of December 31, 2021.

**1.2 Basis of consolidation**

The consolidated financial statements include the financial statements of Southeast Bank Limited and its two subsidiaries, Southeast Bank Capital Services Limited and Southeast Exchange Company (South Africa) Pty Limited, for the period ended on September 30, 2022.

**1.3 Earnings per share**

The Group and the Bank present basic earnings per share (EPS) data for its ordinary shares. Basic EPS is calculated by dividing the profit or loss attributable to ordinary shareholders of the Group/ Bank by the weighted average number of ordinary shares outstanding during the period.

Sep 2022	Dec 2021
Taka	Taka

**2 Consolidated Loans and advances/investments**

Loans, cash credit, overdrafts etc./investments

Southeast Bank Limited

Southeast Bank Capital Services Limited

334,512,425,219	321,499,823,400
2,991,551,778	2,824,641,698
337,503,976,997	324,324,465,098

Bills purchased and discounted

Southeast Bank Limited

11,704,498,064	12,004,908,941
11,704,498,064	12,004,908,941
<b>349,208,475,061</b>	<b>336,329,374,039</b>

**3 Consolidated deposits and other accounts**

**Current/Al-wadeeah current accounts and other accounts**

Southeast Bank Limited

Southeast Bank Capital Services Limited

Less: Inter company balance eliminated

88,202,106,746	76,727,967,216
183,634,211	193,282,579
88,385,740,957	76,921,249,795
116,425,953	110,743,029
<b>88,269,315,004</b>	<b>76,810,506,766</b>

**Bills payable**

Southeast Bank Limited

3,418,092,825	3,266,999,314
<b>3,418,092,825</b>	<b>3,266,999,314</b>

**Savings bank/Mudaraba savings bank deposits**

Southeast Bank Limited

46,280,228,455	43,073,012,405
<b>46,280,228,455</b>	<b>43,073,012,405</b>

**Fixed deposits/Mudaraba fixed deposits**

Southeast Bank Limited

Less: Inter company balance eliminated

248,693,168,085	253,610,247,155
70,000,000	60,000,000
<b>248,623,168,085</b>	<b>253,550,247,155</b>
<b>386,590,804,369</b>	<b>376,700,765,640</b>

4 Share Capital Authorised		Sep 2022	Dec 2021
		Taka	Taka
	<u>1,500,000,000</u> Ordinary shares of Tk 10 each	<u>15,000,000,000</u>	<u>15,000,000,000</u>
	Issued, subscribed and paid up		
	378,164,970 ordinary shares of Tk 10 each issued for cash	3,781,649,700	3,781,649,700
	<u>858,333,171</u> ordinary shares of Tk 10 each issued as bonus shares	<u>8,583,331,710</u>	<u>8,107,755,510</u>
	<u>1,236,498,141</u>	<u>12,364,981,410</u>	<u>11,889,405,210</u>

#### Shareholders' Equity

Paid up capital	12,364,981,410	11,889,405,210
Statutory reserve	12,364,981,410	11,889,405,210
Revaluation reserve	4,306,068,002	4,334,027,577
Other reserve	247,650,000	247,650,000
Foreign currency translation reserve	(3,913,717)	(9,717,597)
Retained earnings	3,186,060,674	1,636,562,805
	<u>32,465,827,779</u>	<u>29,987,333,205</u>

#### Summary of unclaimed dividends

Unclaimed dividend as on 30 September 2022 was an amount of BDT 65,573,276.62 against nos. of 80,447 shareholders, including an amount of BDT 21,177,094 against nos of 66,171 shareholders have deposited to the Capital Market Stabilization Fund (CMSF) as per instruction of Bangladesh Securities and Exchange Commission (BSEC) letter no. SEC/SRMIC/165-2020/part-1/166 dated July 06, 2021.

5 Consolidated Earnings per share	Jan 01 2022 to Sep 30 2022	Jan 01, 2021 to Sep 30, 2021	July 01, 2022 to Sep 30, 2022	July 01, 2021 to Sep 30, 2021
	Taka	Taka	Taka	Taka
Net profit after tax for the period (Taka)	3,439,222,131	3,717,266,514	392,093,951	678,832,280
Number of ordinary shares outstanding	1,236,498,141	1,236,498,141	1,236,498,141	1,236,498,141
Earnings per share (EPS) (Taka)*	2.78	3.01	0.32	0.55

#### Earnings per share

Net profit after tax for the period (Taka)	3,240,549,340	3,538,241,414	303,291,500	624,669,541
Number of ordinary shares outstanding	1,236,498,141	1,236,498,141	1,236,498,141	1,236,498,141
Earnings per share (EPS) (Taka)*	2.62	2.86	0.25	0.51

\*Earnings per share has been calculated in accordance with IAS 33: Earnings Per Share (EPS). Previous year's figures have been restate for the issue of bonus shares during the year.

6 Consolidated Net Asset Value (NAV) per share	Sep 2022	Sep 2021
	Taka	Taka
Net Asset Value (NAV)	32,465,827,779	32,524,092,931
Number of ordinary shares outstanding	1,236,498,141	1,188,940,521
Net Asset Value (NAV) per share	26.26	27.36

#### Net Asset Value (NAV) per share

Net Asset Value (NAV)	32,068,735,528	32,223,316,050
Number of ordinary shares outstanding	1,236,498,141	1,188,940,521
Net Asset Value (NAV) per share	25.94	27.10

#### 7 Consolidated Net Operating Cash Flow per share

Net Operating Cash Flow	632,860,592	21,097,446,223
Number of ordinary shares outstanding	1,236,498,141	1,188,940,521
Net Operating Cash Flow per share (NOCFPS)*	0.51	17.74

#### Net Operating Cash Flow per share

Net Operating Cash Flow	684,499,244	21,092,505,055
Number of ordinary shares outstanding	1,236,498,141	1,188,940,521
Net Operating Cash Flow per share (NOCFPS)*	0.55	17.74

Net operating cash flow per share (NOCFPS) decreased due to increased of disbursement of loans & advances and withdrawal of other banks deposit as compared to earlier period.

8 Reconciliation of effective tax rate	%	Sep 2022	%	Sep 2021
		Taka		Taka
Profit before taxation as per profit and loss account		5,289,455,168		4,488,241,414
Income tax as per applicable tax rate	37.50%	1,983,545,688	37.50%	1,683,090,530
Factors affecting the tax charge for current year				
Non deductible expenses	27.15%	1,436,163,108	9.12%	409,492,667
Deductible expenses	-16.34%	(864,082,586)	-19.63%	(881,131,488)
Tax exempt income	-8.44%	(446,439,992)	-5.07%	(227,452,437)
Tax savings from reduced tax rates	-0.55%	(29,186,218)	-0.19%	(8,554,316)
Tax savings for capital loss	0.00%	-	-1.06%	(47,699,780)
Change in taxable temporary difference	-0.59%	(31,094,172)	0.50%	22,254,824
Total income tax expenses	38.74%	2,048,905,828	21.17%	950,000,000

**9 Reconciliation of net profit with cash flows from operating activities**

Particulars	Sep 2022	Sep 2021
	Taka	Taka
Profit before tax as per profit and loss accounts	5,289,455,168	4,488,241,414
Adjustment for non-cash items:		
Provision for loans and advances/investments	1,880,094,644	723,813,033
Provision for diminution in value of investments	850,000,000	18,314,855
Provision for off- balance sheet items	(33,410,788)	460,080,800
Depreciation of property, plant and equipment	426,016,442	343,822,852
Recoveries on Loans previously written-off	306,754,582	339,276,512
Foreign exchange gain/(loss)	43,422,566	2,291,435
Sale proceeds of the fixed assets	604,320	70,121,786
Increase/decrease in operating assets & liabilities:		
Loans and advances to customers	(12,712,190,942)	(8,678,269,277)
Other operating assets	208,756,917	(322,462,567)
Deposits from other banks	(9,403,278,121)	10,235,348,699
Deposits from customers	9,308,671,026	9,586,212,453
Others operating liabilities	5,879,200,138	4,927,289,823
Income tax paid	(1,359,596,708)	(1,101,576,763)
Net cash flows from operating activities	684,499,244	21,092,505,055

The Financial Statements of the bank for period ended on September 30, 2022 are available in website. The address of the website is [www.southeastbank.com.bd](http://www.southeastbank.com.bd)