

Southeast Bank Limited and its Subsidiaries
Consolidated Balance Sheet
As at 30 June 2023


Provisional and unaudited

	<u>Jun 2023</u>	<u>Dec 2022</u>
<u>PROPERTY AND ASSETS</u>	<u>Taka</u>	<u>Taka</u>
Cash		
In hand (including foreign currencies)	3,878,207,949	4,696,192,288
Balance with Bangladesh Bank and its agent banks (including foreign currencies)	13,467,514,681	15,606,632,248
	17,345,722,630	20,302,824,536
Balance with other banks and financial institutions		
In Bangladesh	1,940,469,188	3,390,467,475
Outside Bangladesh	2,291,458,144	2,686,881,950
	4,231,927,332	6,077,349,425
Money at call and on short notice	2,279,781,000	781,300,000
Investments		
Government	106,763,900,520	83,321,152,247
Others	15,397,744,107	15,604,343,130
	122,161,644,627	98,925,495,377
Loans and advances/investments	2	
Loans, cash credit, overdrafts etc./investments	340,967,578,667	338,993,155,791
Bills purchased and discounted	7,300,973,273	8,750,431,416
	348,268,551,940	347,743,587,207
Fixed assets including premises, furniture and fixtures	10,897,148,697	11,275,976,562
Other assets	10,676,345,154	7,986,304,650
Non-banking assets	-	-
Total assets	515,861,121,380	493,092,837,757
<u>LIABILITIES AND CAPITAL</u>		
Liabilities		
Borrowings from other banks, financial institutions and agents		
Subordinated bond	14,000,000,000	14,000,000,000
Other borrowings	28,902,017,395	19,638,440,972
	42,902,017,395	33,638,440,972
Deposits and other accounts		
Current/Al-wadeeah current accounts and other accounts	89,567,692,964	88,702,434,098
Bills payable	4,979,905,931	3,297,666,131
Savings bank/Mudaraba savings bank deposits	44,796,869,040	44,376,147,486
Fixed deposits/Mudaraba fixed deposits	243,757,958,150	234,767,191,343
	383,102,426,085	371,143,439,058
Other liabilities	57,250,124,979	57,545,278,936
Total liabilities	483,254,568,459	462,327,158,966
Capital/shareholders' equity	4	
Paid up capital	12,364,981,410	12,364,981,410
Statutory reserve	12,364,981,410	12,364,981,410
Revaluation reserve	4,406,762,994	4,397,075,481
Other reserve	247,650,000	247,650,000
Foreign currency translation reserve	(5,750,540)	1,578,975
Retained earnings	3,217,757,046	1,379,290,896
Total shareholders' equity	32,596,382,320	30,755,558,172
Non-controlling interest	10,170,601	10,120,619
Total liabilities and shareholders' equity	515,861,121,380	493,092,837,757

Southeast Bank Limited and its Subsidiaries
Consolidated Balance Sheet
As at 30 June 2023

Note	Provisional and unaudited	
	Jun 2023	Dec 2022
	Taka	Taka
OFF-BALANCE SHEET ITEMS		
Contingent liabilities		
Acceptances and endorsements	77,683,824,029	87,886,146,982
Letters of guarantee	20,520,243,578	19,406,548,276
Irrevocable letters of credit	32,376,495,505	45,119,837,555
Bills for collection	44,548,469,872	32,389,534,358
Other contingent liabilities	1,867,514,000	1,867,514,000
Total contingent liabilities	176,996,546,984	186,669,581,171
Other commitments		
Documentary credits and short term trade-related transactions	-	-
Forward assets purchased and forward deposits placed	-	-
Undrawn note issuance and revolving underwriting facilities	-	-
Undrawn formal standby facilities, credit lines and other commitments	-	-
Total other commitments	-	-
Total off-balance sheet items including contingent liabilities	176,996,546,984	186,669,581,171


Chairman


Director


Managing Director



Chief Financial Officer


Company Secretary

Southeast Bank Limited and its Subsidiaries
Consolidated Profit and Loss Account
For the half year ended 30 June 2023


Note	Provisional and unaudited			
	Jan 01, 2023 to Jun 30, 2023	Jan 01, 2022 to Jun 30, 2022	Apr 01, 2023 to Jun 30, 2023	Apr 01, 2022 to Jun 30, 2022
	Taka	Taka	Taka	Taka
Interest income/profit on investments	10,201,395,869	10,156,024,832	5,296,123,342	5,104,966,473
Interest paid/profit shared on deposits and borrowings etc.	(9,162,537,774)	(8,251,614,704)	(4,757,780,932)	(4,106,747,602)
Net interest income/net profit on investments	1,038,858,095	1,904,410,128	538,342,410	998,218,871
Investment income	3,499,913,877	3,193,682,877	1,950,700,386	1,427,401,033
Commission, exchange and brokerage	2,608,115,438	3,137,545,623	1,253,968,638	1,861,960,361
Other operating income	542,846,580	539,673,052	321,282,053	299,050,276
Total operating income (A)	7,689,733,990	8,775,311,680	4,064,293,487	4,586,630,541
Salaries and allowances	1,304,459,116	1,151,451,272	683,824,930	631,290,204
Rent, taxes, insurance, electricity, etc.	513,818,419	485,467,959	268,177,251	262,597,270
Legal expenses	195,085	289,900	109,985	110,625
Postage, stamp, telecommunication, etc.	107,000,898	98,153,795	51,126,394	50,095,309
Stationery, printing, advertisements, etc.	186,728,178	145,017,009	107,901,918	85,707,117
Managing Director's salary and fees	5,425,568	6,071,000	2,998,325	3,020,500
Directors' fees	1,416,808	1,945,879	842,398	1,153,994
Auditors' fees	500,000	500,000	500,000	500,000
Depreciation and repair	530,875,618	514,924,955	275,360,274	252,882,374
Other expenses	934,378,162	737,764,369	486,340,373	400,056,227
Total operating expenses (B)	3,584,797,852	3,141,586,138	1,877,181,848	1,687,413,620
Profit before provision (C=A-B)	4,104,936,138	5,633,725,542	2,187,111,639	2,899,216,921
Provision for loans and advances/investments				
General provision	1,863,286,543	604,573,420	1,558,899,601	222,090,931
Specific provision	(310,663,243)	(5,981,501)	123,525,624	34,681,044
Provision for diminution in value of investments	1,552,623,300	598,591,919	1,682,425,225	256,771,975
Other provisions	97,500,000	600,000,000	(76,143,917)	468,500,000
(20,927,632)	266,459,670	40,440,104	85,560,803	
Total provision (D)	1,629,195,668	1,465,051,589	1,646,721,412	810,832,778
Total profit before taxation (E=C-D)	2,475,740,470	4,168,673,953	540,390,227	2,088,384,143
Provision for taxation				
Current	622,702,175	1,118,469,331	156,946,533	592,295,550
Deferred	(924,559)	3,076,442	(254,505)	876,442
	621,777,616	1,121,545,773	156,692,028	593,171,992
Net profit after taxation	1,853,962,854	3,047,128,180	383,698,199	1,495,212,151
Net profit after taxation attributable to:				
Equity holders' of the Bank	1,853,912,872	3,047,017,437	383,662,789	1,495,180,870
Non-controlling interest	49,982	110,743	35,410	31,281
Net profit after taxation	1,853,962,854	3,047,128,180	383,698,199	1,495,212,151
Appropriations				
Statutory reserve	-	-	-	-
Start-up fund	18,258,379	29,372,578	3,602,084	14,591,709
	18,258,379	29,372,578	3,602,084	14,591,709
Retained surplus during the period	1,835,704,475	3,017,755,602	380,096,115	1,480,620,442
Earnings per share (par value Taka 10)	5	1.50	2.46	0.31
				1.21


Chairman


Director


Managing Director


Chief Financial Officer


Company Secretary

Southeast Bank Limited and its Subsidiaries

Consolidated Cash Flow Statement

For the half year ended 30 June 2023

Provisional and unaudited

	<u>Jan 01, 2023 to Jun 30, 2023</u>	<u>Jan 01, 2022 to Jun 30, 2022</u>
	<u>Taka</u>	<u>Taka</u>
A. Cash flows from operating activities:		
Interest receipts in cash	12,984,163,193	11,593,496,485
Interest payments	(9,169,492,869)	(8,030,731,283)
Dividend receipts	97,238,219	62,556,490
Fees and commission receipts in cash	2,608,115,438	3,137,545,623
Recoveries on loans previously written-off	268,024,669	216,754,581
Cash payments to employees	(1,309,884,684)	(1,157,522,272)
Cash payments to suppliers	(168,990,458)	(182,369,541)
Income taxes paid	(1,428,824,295)	(969,625,923)
Receipts from other operating activities	1,124,198,512	2,084,311,004
Payments for other operating activities	(1,567,946,169)	(1,365,418,058)
Operating profit before changes in operating assets and liabilities (i)	3,436,601,557	5,388,997,107
Increase (decrease) in operating assets and liabilities		
Sale of trading securities	499,655,966	793,956,259
Purchase of trading securities	(504,128,149)	(1,118,467,307)
Loans and advances to customers	(3,089,007,796)	(12,685,043,918)
Other assets	(2,468,027,175)	309,722,375
Deposits from other banks	9,263,576,423	4,881,185,771
Deposits from customers	11,847,069,804	1,525,367,504
Other liabilities	1,656,625,834	3,831,617,919
Cash generated from (used in) operating assets and liabilities (ii)	17,205,764,907	(2,461,661,398)
Net cash flows from operating activities (a=i+ii)	20,642,366,464	2,927,335,709
B. Cash flows from investing activities:		
Proceeds from sale of securities	16,917,163,251	70,749,576,933
Payments for purchase of securities	(20,690,711,065)	(72,427,048,422)
Purchase of fixed assets	(85,990,913)	(244,766,738)
Sale proceeds of fixed assets	458,200	264,920
Cash generated from (used in) investing activities (b)	(3,859,080,526)	(1,921,973,307)
C. Cash flows from financing activities:		
Receipts from issue of loan capital & debt security	-	5,000,000,000
Payment against lease obligation	(119,712,158)	(113,933,774)
Cash generated from (used in) financing activities (c)	(119,712,158)	4,886,066,226
D. Net increase (decrease) in cash and cash equivalents (a+b+c)	16,663,573,780	5,891,428,628
E. Effects of exchange rate changes on cash and cash equivalents	(3,433,535)	23,792,358
F. Cash and cash equivalents at beginning of the year	29,427,242,011	42,531,539,873
G. Cash and cash equivalents at end of the period (D+E+F)	46,087,382,256	48,446,760,859
Cash and cash equivalents at end of the period represents		
Cash in hand (including foreign currencies)	3,878,207,949	4,173,834,614
Balance with Bangladesh Bank and its agent banks (including foreign currencies)	13,467,514,681	17,860,088,741
Balance with other banks and financial institutions	4,231,927,332	7,291,989,987
Money at call and on short notice	2,279,781,000	4,939,958,600
Treasury bills	22,221,604,294	14,174,111,917
Prize bond	8,347,000	6,777,000
	46,087,382,256	48,446,760,859

Southeast Bank Limited and its Subsidiaries
Consolidated Statement of Changes in Equity
For the half year ended 30 June 2023

Provisional and unaudited

Particulars	Paid up capital	Statutory reserve	Revaluation reserve	Other reserves	Translation reserve	Retained earnings	Total	Non-controlling interest	Total equity of the Group
	Taka	Taka	Taka	Taka	Taka	Taka	Taka	Taka	Taka
Balance as at 1 January 2023	12,364,981,410	12,364,981,410	4,397,075,481	247,650,000	1,578,975	1,379,290,896	30,755,558,172	10,120,619	30,765,678,791
Changes in accounting policy/ Prior year adjustments	-	-	-	-	-	-	-	-	-
Restated balance	12,364,981,410	12,364,981,410	4,397,075,481	247,650,000	1,578,975	1,379,290,896	30,755,558,172	10,120,619	30,765,678,791
Surplus/deficit on account of revaluation of properties	-	-	-	-	-	-	-	-	-
Surplus/deficit on account of revaluation of investments	-	-	9,687,513	-	-	-	9,687,513	-	9,687,513
Currency translation differences	-	-	-	-	(7,329,515)	2,811,657	(4,517,858)	-	(4,517,858)
Net gains and losses not recognized in the income statement	-	-	9,687,513	-	(7,329,515)	2,811,657	5,169,655	-	5,169,655
Net profit for the year	-	-	-	-	-	1,853,912,872	1,853,912,872	49,982	1,853,962,854
Cash dividend	-	-	-	-	-	-	-	-	-
Issue of share capital/ Bonus share	-	-	-	-	-	-	-	-	-
Appropriation made during the period									
Statutory reserve	-	-	-	-	-	-	-	-	-
Start-up fund	-	-	-	-	-	(18,258,379)	(18,258,379)	-	(18,258,379)
Balance as at 30 June 2023	12,364,981,410	12,364,981,410	4,406,762,994	247,650,000	(5,750,540)	3,217,757,046	32,596,382,320	10,170,601	32,606,552,921
Balance as at 30 June 2022	11,889,405,210	11,889,405,210	4,217,689,184	247,650,000	(2,330,489)	3,721,610,234	31,963,429,349	10,489,307	31,973,918,656

Southeast Bank Limited

Balance Sheet

As at 30 June 2023

	<u>Provisional and unaudited</u>	
	<u>Jun 2023</u>	<u>Dec 2022</u>
	<u>Taka</u>	<u>Taka</u>
<u>PROPERTY AND ASSETS</u>		
Cash		
In hand (including foreign currencies)	3,875,933,255	4,672,661,205
Balance with Bangladesh Bank and its agent banks (including foreign currencies)	13,467,514,681	15,606,632,248
	17,343,447,936	20,279,293,453
Balance with other banks and financial institutions		
In Bangladesh	1,940,469,188	3,390,467,475
Outside Bangladesh	2,231,753,771	2,462,686,100
	4,172,222,959	5,853,153,575
Money at call and on short notice	2,279,781,000	781,300,000
Investments		
Government	106,763,900,520	83,321,152,247
Others	12,430,199,295	12,526,274,168
	119,194,099,815	95,847,426,415
Loans and advances/investments		
Loans, cash credit, overdrafts etc./investments	338,115,912,124	336,181,834,587
Bills purchased and discounted	7,300,973,273	8,750,431,416
	345,416,885,397	344,932,266,003
Fixed assets including premises, furniture and fixtures	10,447,370,025	10,806,936,979
Other assets	16,013,958,378	13,503,130,903
Non - banking assets	-	-
Total assets	514,867,765,510	492,003,507,328
<u>LIABILITIES AND CAPITAL</u>		
Liabilities		
Borrowings from other banks, financial institutions and agents		
Subordinated bond	14,000,000,000	14,000,000,000
Other borrowings	28,716,645,812	19,393,697,744
	42,716,645,812	33,393,697,744
Deposits and other accounts		
Current/AI-wadeeah current accounts and other accounts	89,472,103,711	88,659,700,371
Bills payable	4,979,905,931	3,297,666,131
Savings bank/Mudaraba savings bank deposits	44,796,869,040	44,376,147,486
Fixed deposits/Mudaraba fixed deposits	244,067,958,150	234,967,191,343
	383,316,836,832	371,300,705,331
Other liabilities	56,321,064,984	56,617,049,415
Total liabilities	482,354,547,628	461,311,452,490
Capital/shareholders' equity		
Paid up capital	12,364,981,410	12,364,981,410
Statutory reserve	12,364,981,410	12,364,981,410
Revaluation reserve	4,406,762,994	4,397,075,481
Other reserve	247,650,000	247,650,000
Retained earnings	3,128,842,068	1,317,366,537
Total shareholders' equity	32,513,217,882	30,692,054,838
Total liabilities and shareholders' equity	514,867,765,510	492,003,507,328

Southeast Bank Limited
Balance Sheet
As at 30 June 2023

Provisional and unaudited

Jun 2023	Dec 2022
Taka	Taka

OFF-BALANCE SHEET ITEMS

Contingent liabilities

Acceptances and endorsements

Letters of guarantee

Irrevocable letters of credit

Bills for collection

Other contingent liabilities

Total contingent liabilities

77,683,824,029	87,886,146,982
20,520,243,578	19,406,548,276
32,376,495,505	45,119,837,555
44,548,469,872	32,389,534,358
1,867,514,000	1,867,514,000
176,996,546,984	186,669,581,171

Other commitments

Documentary credits and short term trade-related transactions

Forward assets purchased and forward deposits placed

Undrawn note issuance and revolving underwriting facilities

Undrawn formal standby facilities, credit lines and other commitments


Total other commitments

Total off-balance sheet items including contingent liabilities

-	-
-	-
-	-
-	-
-	-
176,996,546,984	186,669,581,171



Chairman



Director



Managing Director



Chief Financial Officer



Company Secretary

Southeast Bank Limited
Profit and Loss Account
For the half year ended 30 June 2023

Provisional and unaudited


	Jan 01, 2023 to Jun 30, 2023	Jan 01, 2022 to Jun 30, 2022	Apr 01, 2023 to Jun 30, 2023	Apr 01, 2022 to Jun 30, 2022
	Taka	Taka	Taka	Taka
Interest income/profit on investments	10,149,805,184	10,091,816,654	5,270,163,712	5,073,851,502
Interest paid/profit shared on deposits and borrowings etc.	(9,164,614,171)	(8,250,413,963)	(4,759,105,448)	(4,108,057,624)
Net interest income/net profit on investments	985,191,013	1,841,402,691	511,058,264	965,793,878
Investment income	3,432,084,427	3,045,979,405	1,894,174,640	1,402,936,562
Commission, exchange and brokerage	2,578,294,954	3,057,283,447	1,235,485,499	1,826,998,658
Other operating income	529,452,788	495,630,771	313,983,923	281,699,735
	6,539,832,169	6,598,893,623	3,443,644,062	3,511,634,955
Total operating income (A)	7,525,023,182	8,440,296,314	3,954,702,326	4,477,428,833
Salaries and allowances	1,279,019,698	1,128,784,623	670,155,780	618,960,941
Rent, taxes, insurance, electricity, etc.	509,205,707	481,442,333	265,834,849	260,304,280
Legal expenses	195,085	289,900	109,985	110,625
Postage, stamp, telecommunication, etc.	106,712,002	97,888,596	50,993,395	49,995,281
Stationery, printing, advertisements, etc.	185,388,816	144,089,108	107,282,292	85,197,805
Managing Director's salary and fees	5,425,568	6,071,000	2,998,325	3,020,500
Directors' fees	1,312,808	1,849,879	770,398	1,057,994
Auditors' fees	500,000	500,000	500,000	500,000
Depreciation and repair of bank's assets	510,683,431	493,637,461	265,612,660	242,698,569
Other expenses	918,185,051	715,240,155	479,126,977	390,529,647
Total operating expenses (B)	3,516,628,166	3,069,793,055	1,843,384,661	1,652,375,642
Profit before provision (C=A-B)	4,008,395,016	5,370,503,259	2,111,317,665	2,825,053,191
Provision for loans and advances/investments				
General provision	1,863,286,543	604,573,420	1,558,899,601	222,090,931
Specific provision	(310,663,243)	(5,981,501)	123,525,624	34,681,044
	1,552,623,300	598,591,919	1,682,425,225	256,771,975
Provision for diminution in value of investments	97,500,000	600,000,000	(76,143,917)	468,500,000
Other provisions	(70,309,473)	154,653,500	744,594	62,810,300
Total provision (D)	1,579,813,827	1,353,245,419	1,607,025,902	788,082,275
Total profit before taxation (C-D)	2,428,581,189	4,017,257,840	504,291,763	2,036,970,916
Provision for taxation				
Current	603,667,818	1,076,923,558	144,337,872	576,923,558
Deferred	(924,559)	3,076,442	(254,505)	876,442
	602,743,259	1,080,000,000	144,083,367	577,800,000
Net profit after taxation	1,825,837,930	2,937,257,840	360,208,396	1,459,170,916
Appropriations				
Statutory reserve	-	-	-	-
Start-up fund	18,258,379	29,372,578	3,602,084	14,591,709
	18,258,379	29,372,578	3,602,084	14,591,709
Retained surplus during the period	1,807,579,551	2,907,885,262	356,606,312	1,444,579,207
Earnings per share (par value Taka 10)	1.48	2.38	0.29	1.18


Chairman


Director


Managing Director


Chief Financial Officer


Company Secretary

Southeast Bank Limited
Cash Flow Statement
For the half year ended 30 June 2023

	<u>Provisional and unaudited</u>	
	Jan 01, 2023 to Jun 30, 2023	Jan 01, 2022 to Jun 30, 2022
	Taka	Taka
A. Cash flows from operating activities:		
Interest receipts in cash	12,932,572,508	11,529,288,307
Interest payment	(8,684,221,704)	(8,006,051,531)
Dividend receipts	79,294,895	42,804,352
Fees and commission receipts in cash	2,578,294,954	3,057,283,447
Recoveries on Loans previously written-off	268,024,669	216,754,581
Cash payments to employees	(1,284,445,266)	(1,134,855,623)
Cash payments to suppliers	(167,651,096)	(181,441,640)
Income taxes paid	(1,436,387,973)	(977,403,449)
Receipts from other operating activities	1,110,804,720	2,040,268,723
Payments for other operating activities	(1,557,369,180)	(1,353,520,383)
Operating profit before changes in operating assets and liabilities (i)	3,838,916,527	5,233,126,783
Increase (decrease) in operating assets and liabilities		
Sale of trading securities	908,053,275	1,057,844,337
Purchase of trading securities	(504,128,149)	(1,118,467,307)
Loans and advances to customers	(3,048,662,457)	(12,505,532,568)
Other assets	(2,466,709,094)	258,961,472
Deposits from other banks	9,322,948,068	4,938,240,755
Deposits from customers	11,904,214,278	1,502,119,534
Other liabilities	867,131,225	3,552,820,092
Cash generated from (used in) operating assets and liabilities (ii)	16,982,847,147	(2,314,013,685)
Net cash flows from operating activities (a=i+ii)	20,821,763,674	2,919,113,098
B. Cash flows from investing activities:		
Proceeds from sale of securities	16,917,163,251	70,749,576,933
Payments for purchase of securities	(20,690,711,065)	(72,427,048,422)
Purchase of fixed assets	(86,969,771)	(234,242,057)
Sale proceeds of fixed assets	458,200	264,920
Cash generated from (used in) investing activities (b)	(3,860,059,385)	(1,911,448,626)
C. Cash flows from financing activities:		
Receipts from issue of loan capital & debt security	-	5,000,000,000
Payment against lease obligation	(119,712,158)	(113,933,774)
Cash generated from (used in) financing activities (c)	(119,712,158)	4,886,066,226
D. Net increase (decrease) in cash and cash equivalents (a+b+c)	16,841,992,131	5,893,730,698
E. Effects of exchange rate changes on cash and cash equivalents	3,895,980	16,405,250
F. Cash and cash equivalents at beginning of the year	29,179,515,078	42,410,464,831
G. Cash and cash equivalents at end of the period (D+E+F)	46,025,403,189	48,320,600,779
Cash and cash equivalents at end of the year represents		
Cash in hand (including foreign currencies)	3,875,933,255	4,165,803,644
Balance with Bangladesh Bank and its agent banks (including foreign currencies)	13,467,514,681	17,860,088,741
Balance with other banks and financial institutions	4,172,222,959	7,173,860,877
Money at call and on short notice	2,279,781,000	4,939,958,600
Treasury bills	22,221,604,294	14,174,111,917
Prize bond	8,347,000	6,777,000
	46,025,403,189	48,320,600,779

Southeast Bank Limited
Statement of Changes in Equity
For the half year ended 30 June 2023

Provisional and unaudited

Particulars	Paid up capital	Statutory reserve	Revaluation reserve	Other reserves	Retained earnings	Total
	Taka	Taka	Taka	Taka	Taka	Taka
Balance as at 1 January 2023	12,364,981,410	12,364,981,410	4,397,075,481	247,650,000	1,317,366,537	30,692,054,838
Changes in accounting policy/ prior year adjustments	-	-	-	-	-	-
Restated balance	12,364,981,410	12,364,981,410	4,397,075,481	247,650,000	1,317,366,537	30,692,054,838
Surplus/deficit on account of revaluation of properties	-	-	-	-	-	-
Surplus/deficit on account of revaluation of investments	-	-	9,687,513	-	-	9,687,513
Currency translation differences	-	-	-	-	3,895,980	3,895,980
Net gains and losses not recognized in the income statement	-	-	9,687,513	-	3,895,980	13,583,493
Net profit for the year	-	-	-	-	1,825,837,930	1,825,837,930
Cash dividend	-	-	-	-	-	-
Issue of share capital/ Bonus share	-	-	-	-	-	-
Appropriation made during the period						
Statutory reserve	-	-	-	-	-	-
Start-up fund	-	-	-	-	(18,258,379)	(18,258,379)
Balance as at 30 June 2023	12,364,981,410	12,364,981,410	4,406,762,994	247,650,000	3,128,842,068	32,513,217,882
Balance as at 30 June 2022	11,889,405,210	11,889,405,210	4,217,689,184	247,650,000	3,408,931,205	31,653,080,809

Southeast Bank Limited and its subsidiaries
Notes to the Financial Statements
As at and for the half year ended 30 June 2023

Corporate profile and significant Accounting policies

1. Reporting entity

Southeast Bank Limited (the “Bank”) is a scheduled commercial bank in the private sector established under the Bank Companies Act, 1991 and incorporated in Bangladesh on March 12, 1995 as a public limited company to carry out banking business in Bangladesh. The registered office of the Bank is located at Eunoos Trade Centre 52-53, Dilkusha Commercial Area (Level 2,3 & 16), Dhaka-1000. The consolidated financial statements of the Bank as at and for the half year ended on June 30, 2023 comprise the Bank and its subsidiaries (together referred to as the “Group” and individually as “Group entities”).

1.1 Change of accounting policy

Accounting policies in these financial statements are same as those applied in its last annual financial statements of December 31, 2022.

1.2 Basis of consolidation

The consolidated financial statements include the financial statements of Southeast Bank Limited and its two subsidiaries, Southeast Bank Capital Services Limited and Southeast Exchange Company (South Africa) Pty Limited, for the half year ended on June 30, 2023.

1.3 Earnings per share

The Group and the Bank present basic earnings per share (EPS) data for its ordinary shares. Basic EPS is calculated by dividing the profit or loss attributable to ordinary shareholders of the Group/ Bank by the weighted average number of ordinary shares outstanding during the period.

	Jun 2023	Dec 2022
	Taka	Taka
2 Consolidated Loans and advances/investments		
Loans, cash credit, overdrafts etc./investments		
Southeast Bank Limited	338,115,912,124	336,181,834,587
Southeast Bank Capital Services Limited	2,851,666,543	2,811,321,204
	340,967,578,667	338,993,155,791
Bills purchased and discounted		
Southeast Bank Limited	7,300,973,273	8,750,431,416
	7,300,973,273	8,750,431,416
	348,268,551,940	347,743,587,207
3 Consolidated deposits and other accounts		
Current/Al-wadeeah current accounts and other accounts		
Southeast Bank Limited	89,472,103,711	88,659,700,371
Southeast Bank Capital Services Limited	110,661,080	123,831,897
	89,582,764,791	88,783,532,268
Less: Inter company balance eliminated	15,071,827	81,098,170
	89,567,692,964	88,702,434,098
Bills payable		
Southeast Bank Limited	4,979,905,931	3,297,666,131
	4,979,905,931	3,297,666,131
Savings bank/Mudaraba savings bank deposits		
Southeast Bank Limited	44,796,869,040	44,376,147,486
	44,796,869,040	44,376,147,486
Fixed deposits/Mudaraba fixed deposits		
Southeast Bank Limited	244,067,958,150	234,967,191,343
Less: Inter company balance eliminated	310,000,000	200,000,000
	243,757,958,150	234,767,191,343
	383,102,426,085	371,143,439,058

4	Share Capital Authorised	Jun 2023	Dec 2022
		Taka	Taka
	<u>1,500,000,000</u> Ordinary shares of Tk 10 each	<u>15,000,000,000</u>	<u>15,000,000,000</u>
	Issued, subscribed and paid up		
	378,164,970 ordinary shares of Tk 10 each issued for cash	3,781,649,700	3,781,649,700
	858,333,171 ordinary shares of Tk 10 each issued as bonus shares	8,583,331,710	8,583,331,710
	<u>1,236,498,141</u>	<u>12,364,981,410</u>	<u>12,364,981,410</u>

Shareholders' Equity

Paid up capital	12,364,981,410	12,364,981,410
Statutory reserve	12,364,981,410	12,364,981,410
Revaluation reserve	4,406,762,994	4,397,075,481
Other reserve	247,650,000	247,650,000
Foreign currency translation reserve	(5,750,540)	1,578,975
Retained earnings	3,217,757,046	1,379,290,896
	<u>32,596,382,320</u>	<u>30,755,558,172</u>

4.1 Summary of unclaimed dividends

Unclaimed dividend as on 30 June 2023 was an amount of BDT 44,060,147 against 80,268 nos. of shareholders, including an amount of BDT 21,177,094 against 66,171 nos of shareholders have deposited to the Capital Market Stabilization Fund (CMSF) as per instruction of Bangladesh Securities and Exchange Commission (BSEC) letter no. SEC/SRMIC/165-2020/part-1/166 dated July 06, 2021.

5	Consolidated Earnings per share	Jan 01, 2023 to Jun 30, 2023	Jan 01, 2022 to Jun 30, 2022	Apr 01, 2023 to Jun 30, 2023	Apr 01, 2022 to Jun 30, 2022
		Taka	Taka	Taka	Taka
	Net profit after tax for the period (Taka)	1,853,962,854	3,047,128,180	383,698,199	1,495,212,151
	Number of ordinary shares outstanding	1,236,498,141	1,236,498,141	1,236,498,141	1,236,498,141
	Earnings per share (EPS) (Taka)*	1.50	2.46	0.31	1.21

Earnings per share

Net profit after tax for the period (Taka)	1,825,837,930	2,937,257,840	360,208,396	1,459,170,916
Number of ordinary shares outstanding	1,236,498,141	1,236,498,141	1,236,498,141	1,236,498,141
Earnings per share (EPS) (Taka)*	1.48	2.38	0.29	1.18

*EPS decreased due to increase of interest expenses and provision against loans and advances as compared to previous year.

*Earnings per share has been calculated in accordance with IAS 33: Earnings Per Share (EPS). Previous year's figures have been restated for the issue of bonus shares.

6	Consolidated Net Asset Value (NAV) per share	Jun 2023	Jun 2022
		Taka	Taka
	Net Asset Value (NAV)	32,596,382,320	31,963,429,349
	Number of ordinary shares outstanding	1,236,498,141	1,188,940,521
	Net Asset Value (NAV) per share	26.36	26.88

Net Asset Value (NAV) per share

Net Asset Value (NAV)	32,513,217,882	31,653,080,809
Number of ordinary shares outstanding	1,236,498,141	1,188,940,521
Net Asset Value (NAV) per share	26.29	26.62

7 Consolidated Net Operating Cash Flow per share

Net Operating Cash Flow	20,642,366,464	2,927,335,709
Number of ordinary shares outstanding	1,236,498,141	1,188,940,521
Net Operating Cash Flow per share (NOCFPS)*	16.69	2.46

Net Operating Cash Flow per share

Net Operating Cash Flow	20,821,763,674	2,919,113,098
Number of ordinary shares outstanding	1,236,498,141	1,188,940,521
Net Operating Cash Flow per share (NOCFPS)*	16.84	2.46

*Net operating cash flow per share (NOCFPS) increased due to increase of deposit and borrowings and decreased of disbursement of loans & advances as compared to previous year.

8 Reconciliation of effective tax rate	Jun 2023		Jun 2022	
	%	Taka	%	Taka
Profit before taxation as per profit and loss account		2,428,581,189		4,017,257,840
Income tax as per applicable tax rate	37.50%	910,717,946	37.50%	1,506,471,690
Factors affecting the tax charge for current year				
Non deductible expenses	36.57%	888,112,252	11.15%	448,026,022
Deductible expenses	-43.25%	(1,050,481,588)	-12.82%	(515,205,136)
Tax exempt income	0.00%	-	-8.38%	(336,541,463)
Tax savings from reduced tax rates for dividend	-0.57%	(13,876,607)	-0.19%	(7,490,762)
Tax savings for capital loss	-5.39%	(130,804,185)	-0.46%	(18,336,793)
Change in taxable temporary difference	-0.04%	(924,559)	0.08%	3,076,442
Total income tax expenses	24.82%	602,743,259	26.88%	1,080,000,000

9 Reconciliation of net profit with cash flows from operating activities

Particulars	Jun 2023	Jun 2022
	Taka	Taka
Profit before tax as per profit and loss accounts	2,428,581,189	4,017,257,840
Adjustment for non-cash items:		
Provision for loans and advances/investments	1,552,623,300	598,591,919
Provision for diminution in value of investments	97,500,000	600,000,000
Provision for off- balance sheet items	(70,309,473)	154,653,500
Depreciation of property, plant and equipment	289,266,779	281,139,697
Recoveries on Loans previously written-off	268,024,669	216,754,581
Foreign exchange gain/(loss)	3,895,980	16,405,250
Sale proceeds of the fixed assets	458,200	264,920
Increase/decrease in operating assets & liabilities:		
Loans and advances to customers	(3,048,662,457)	(12,505,532,568)
Other operating assets	(2,466,709,094)	258,961,472
Deposits from other banks	9,322,948,068	4,938,240,755
Deposits from customers	11,904,214,278	1,502,119,534
Others operating liabilities	1,976,320,207	3,817,659,647
Income tax paid	(1,436,387,973)	(977,403,449)
Net cash flows from operating activities	20,821,763,674	2,919,113,098

The Financial Statements of the bank for half year ended on June 30, 2023 are available in website. The address of the website is www.southeastbank.com.bd